

OXLEY NATURE CENTER

FAMILY
ACTIVITY
GUIDE



GILCREASE
IN YOUR NEIGHBORHOOD

Imagine & Connect WITH SENSES



If you could step inside this painting by artist Miguel Covarrubias, what would you hear? See? Feel? Smell?

Now take a moment to connect with your senses right where you are.

Close your eyes. What do you smell, feel and hear in the park right now?

Open your eyes. What do you see all around you?

LOOK FOR COLORS

Miguel loved the bright colors he saw in Tehuantepec, Mexico, especially at festivals like the one shown in the painting. What colors do you see in his *Tehuana Woman* painting?

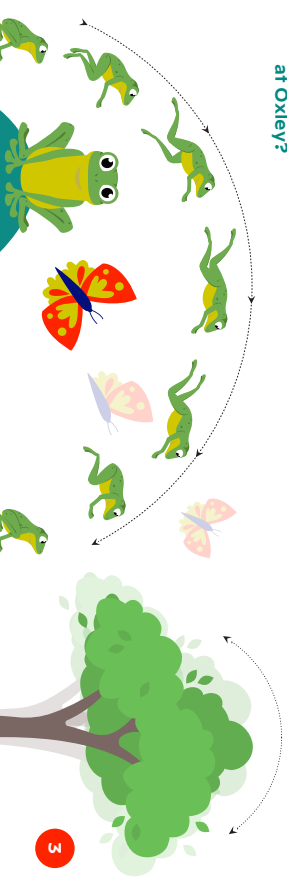
Write or color them in the bubbles below.

Now play "I Spy" with your family or group, and find those same colors on plants and wildlife around you at Oxley!

COUNT & DANCE

Look at the people dancing in the background of the *Tehuana Woman* painting. How many dancers can you find? _____.

Find an open space for your group to make up your own dance and movements. Hop like a frog, flap your wings like a butterfly, and sway like a tree! What other moves can you come up with inspired by the plants, animals and natural features at Oxley?



Miguel Covarrubias (1904-1957), *Tehuana Woman*, c. 1940-1950. Gouache on paper, 20 x 14 (original) in. Glicrease Museum, 02.1475

CLIMATE CLUES



What clues do you see about the weather and climate in the *Tehuana Woman* painting?

What clues around you right now tell you about Tulsa's climate and today's weather at Oxley?

SEEK & FIND COMMUNITIES

The *Tehuana Woman* painting shows a celebration within a community. Just like there are communities of people in different places, there are communities and relationships in nature all around us made up of plants, animals, fungus, and other living and non-living things.

Look for relationships in nature at Oxley! What can you find from the prairie, forest and wetlands communities?

PRAIRIE	FOREST	WETLANDS
<input type="radio"/> Tall grasses	<input type="radio"/> Tall trees	<input type="radio"/> Fish
<input type="radio"/> Grasshoppers	<input type="radio"/> Fallen logs	<input type="radio"/> Turtle
<input type="radio"/> Butterflies	<input type="radio"/> Fox	<input type="radio"/> Snakes
<input type="radio"/> Soil	<input type="radio"/> Deer	<input type="radio"/> Beavers
<input type="radio"/> Deer	<input type="radio"/> Mushrooms	<input type="radio"/> Algae
<input type="radio"/> Sun	<input type="radio"/> Grasses	<input type="radio"/> Creeks
	<input type="radio"/> Insects	<input type="radio"/> Lakes
	<input type="radio"/> Soil	<input type="radio"/> Fallen branches
		<input type="radio"/> Cattails

NAVIGATE OUR WORLD

Artist Miguel Covarrubias was from Mexico, and loved visiting Tehuantepec, the place shown in this painting (he even wrote and illustrated a book about it!). Mexico is south of Oklahoma and the United States.



Which direction is south from here? *Hint: You may want to use tools like a compass or map on a phone, ask another person, or even note the sun's location in the sky to help you.*



4

DRAW YOUR OWN CELEBRATION

Think of a community or family celebration that is important to you. Imagine that you could hold this celebration at Oxley. *What would you wear for this special day? Draw yourself and loved ones at the celebration on the next page.*

Name _____ Age _____

My celebration _____

Place _____

SHOW YOUR ART

Do you want to show your art to others?
Bring your family celebration drawing to:

Curations (Gilcrease store)
101 E Archer St. Tulsa, OK 74103
Store hours: Wednesday–Saturday, 12 to 5 p.m.

We'll exhibit your drawing and host a special party for artists and your families! Plus, you'll receive a coupon for a store discount.

PICK UP YOUR PRIZE!

Thanks for participating in Gilcrease in Your Neighborhood and visiting Oxley Nature Center! Head to the information desk at the visitor center to pick up your prize.



5

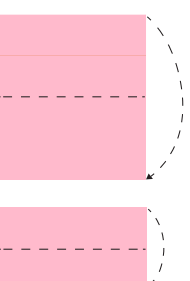


▶ TRY THIS AT HOME!

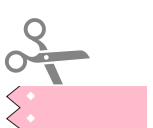
The festival in the *Tehuana Woman* painting takes place outside in a village square. The trees in the painting are decorated with brightly colored paper banners called paper picado. Make your own paper picado.



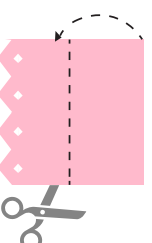
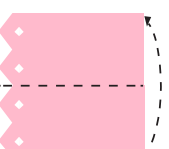
1. Cut tissue paper into square sheets.



2. Fold one sheet down in half, and then in half again in the same direction.



3. Cut triangles along the bottom and/or other shapes along the edges.




4. Unfold once and fold the top down.

Cut out more simple shapes along all of the edges. Be sure to leave some uncut areas so your design doesn't come apart.

5. Unfold your paper to reveal your design!

6. Fold the top side of the tissue paper over yarn and tape or glue closed.



Cut out more sheets of paper picado and string together to create a banner for decoration in your home or community!



READ AND LEARN MORE



Check out this book list inspired by Miguel Covarrubias' painting, *Tehuana Woman*.
Titles are available for check out at Tulsa City-County Library branches.

Vámonos a Oaxaca
by Patty Rodriguez

ABeCedarios: Mexican Folk Art ABCs
(in English and Spanish)
by Cynthia Weill and K.B. Basseches,
illustrated by
Moisés and Armando Jiménez

Colors!/Colores!
by Jorge Luján

*Making Magic Windows:
Creating Papel Picado/Cut-Paper Art
With Carmen Lomas Garza*
by Carmen Lomas Garza

*Celebrations: Holidays of the United States
of America and Mexico/
Celebraciones: Días Feriados De Los
Estados Unidos y Mexico*
by Nancy Tabor

Costume Around the World: Mexico
by Jane Bingham

*Forest Communities:
Living in Harmony with Fire*
by Gloria Lawson

Be A Tree
by Maria Gianferrari



Gilcrease in Your Neighborhood is made possible
throughout the Tulsa community with support provided by

Arts Alliance Tulsa
Dan E. and Neva L. Brannin Charitable Foundation
Frank and Carol Mulhern
William S. Smith Charitable Trust
Charles and Marion Weber Foundation
Kathleen P. Westby Foundation
Windgate Charitable Foundation Endowment



Learn more about
Gilcrease in Your
Neighborhood, this
artwork, and see a
full list of sponsors.

